




Presents

ARROW SPEED CUT

# ARROW SPEED CUT

- ✓ Speed
- ✓ Accuracy
- ✓ Efficiency
- ✓ Versatility
- ✓ Cost savings
- ✓ Debris Free **all in ONE machine !!!**



# ARROW SPEED CUT



- ✓ Arrow speed can cut within 1/32" on a wide variety of panel materials up to 1 3/4" thick.
- ✓ Available in three standard crosscutting widths, **50"**, **64"** and **73"**.



# ARROW SPEED CUT



- ✓ The **Arrow Speed Cut**, is an affordable finishing solution which is useful in pre or post-print process.
- ✓ IT will surprise you with its ability to provide fast and exact cutting of a wide variety of your most common substrates. Along with its flawless cutting it leaves your space debris free.



# Specifications for 50" ARROW SPEED CUT



- Frame width : 10 ft
- Frame height : 70"
- Max. cut vertical: 50"
- Max. cut horizontal: Unlimited
- Max. cut thickness: 1 3/4"
- Cutting accuracy: 1/32"
- Standard power: 3.25 HP, 15 amp



# Specifications for 64" ARROW SPEED CUT



- Frame width : 10 ft
- Frame height : 90"
- Max. cut vertical: 64"
- Max. cut horizontal: Unlimited
- Max. cut thickness: 1 3/4"
- Cutting accuracy: 1/32"
- Standard power: 3.25 HP, 15 amp



# Specifications for 73" ARROW SPEED CUT




- Frame width : 10 ft
- Frame height : 98"
- Max. cut vertical: 74"
- Max. cut horizontal: Unlimited
- Max. cut thickness: 1 3/4"
- Cutting accuracy: 1/32"
- Standard power: 3.25 HP, 15 amp



# ARROW SPEED CUT

Arrow speed cut can cut a variety of substrates with accuracy such as:


- ✓ Dibond
- ✓ Aluminum
- ✓ PVC
- ✓ Acrylic
- ✓ Polycarbonate
- ✓ Polystyrene
- ✓ Corrugated Plastic
- ✓ Alumalite
- ✓ Econolite
- ✓ Gator board
- ✓ Foam board
- ✓ Glass



# ARROW SPEED CUT - accessories

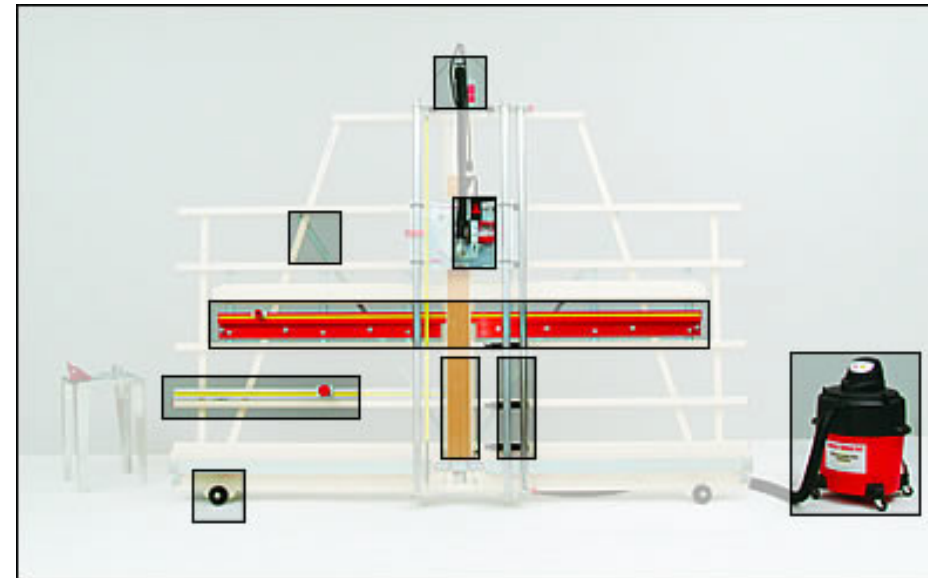


We also offer a variety of other accessories to enhance your machine. We know from experience that the right accessories for your application can dramatically expand the efficiency and versatility of your panel saw.



**WHEELS** : Allows the machine to be moved easily when in an upright position. When the machine is resting on a fixed or folding stand, the wheels are disengaged and the machine will not move independently.


**FRAME EXTENSIONS LOWER**: Come as a pair and add 20" to each side of the material handling roller fence. This allows for easy processing of larger panels. Extensions enable C4 machines to easily cut panels 8' in length, quickly, accurately and safely, with just a single operator.



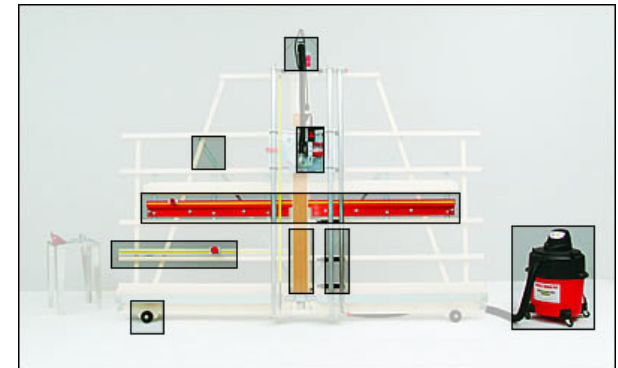
# ARROW SPEED CUT - accessories



**FRAME EXTENSIONS UPPER:** They allow you to expand the upper square tubing of your current frame. If you find yourself handling larger sheets of material and need additional support near the middle and top portion of your frame, these will give you that support. They come as a set for each side of your machine and will give you approximately 18” to 20” of additional support.



**MID-WAY FENCE™:** Brings your small panel work to waist height. Reduces back fatigue while cutting quantities of small panels on your machine. The MID-WAY FENCE™ system uses removable fence supports on both the left and right of the machine center. Included is a stop block riding over recessed gauges for setting stops for repeat cuts.



# ARROW SPEED CUT - accessories



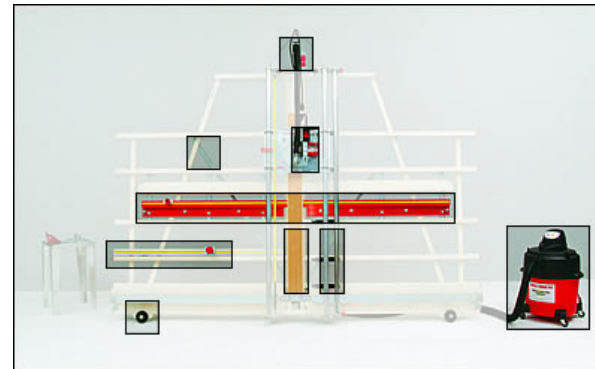
**PANEL DOLLY-PANEL TRANSPORT SYSTEM:** The Panel Dolly makes it easy for one person to move hard-to-handle panels. With a 300-pound capacity, this little dolly easily moves a variety of large panels. The large pneumatic tires let the Panel Dolly run over common shop obstacles with ease.




**DUST COLLECTION SYSTEM:** The Dust Collection options allow you to efficiently remove most airborne dust particles and maintain a safer, cleaner working environment. Choose from our dust kit that connects your machine to an existing collector, or choose the complete system with a 6 Hp vacuum.



**SPECIALTY SAW BLADES:** We offer a wide range of high quality Saw Blades for various applications. These blades were carefully selected to cut a variety of materials with optimal performance. Some common materials these blades will cut are plywood, plastics, composite panels and aluminum.




# ARROW SPEED CUT - accessories



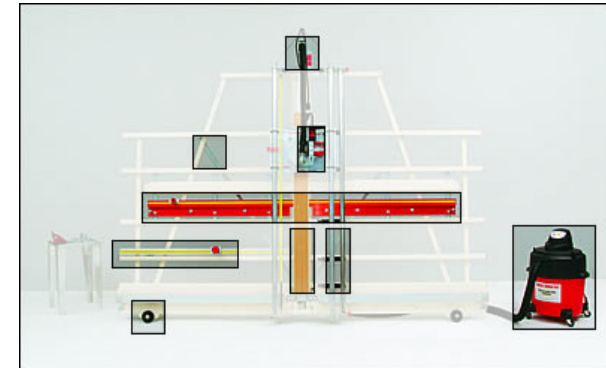

**HOLD DOWN BAR:** A thin material hold down bar for clean cuts on thin sign materials

**QUICK STOP GAUGE:** Promotes quick set up for repeat cuts. The C4/C5 and H-Series comes with a 5' long extrusion with a recessed ruler and an adjustable stop block. The H-Series can be upgraded to 8' long.



**BACKER BOARD:** Helps support cutting thin and flexible material while using either the saw motor or knife cutter. Also shows exactly where the cut will start on your workpiece.

**SIGN MAKERS BLADE:** A good quality general-purpose blade for cutting a wide range of plastic material.



For more information please Contact:

AHMEDABAD: +91 79 26404017/18

-----  
BANGALORE: +91 80 41266071/72

-----  
NEW DELHI: +91 11 25192645

-----  
MUMBAI: +91 22 24987903/04

[sales@arrow-digital.com](mailto:sales@arrow-digital.com)

